



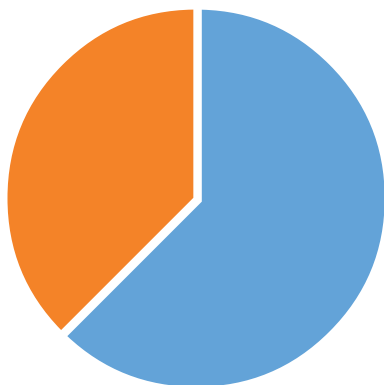
UPEACE: Facts and Figures 2002-2015

ALUMNI ACROSS THE WORLD



GENDER DISTRIBUTION OF OUR ALUMNI

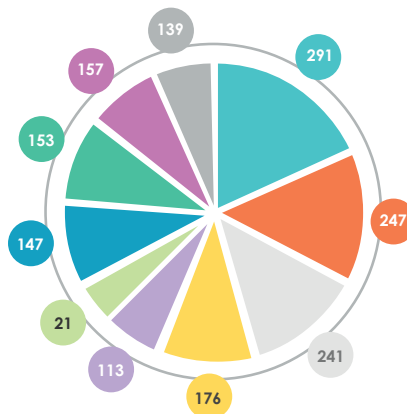
DISTRIBUTION BY PROGRAMME



■ Male: 615
■ Female: 1070
■ Total: 1685

■ Female ■ Male

Enrolled students 2002-2014



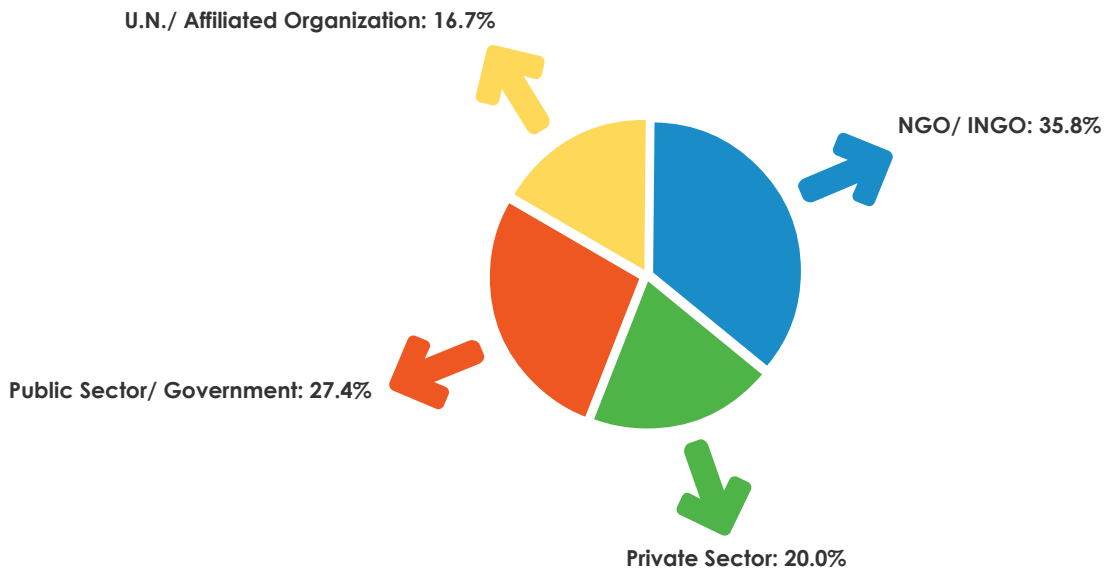
- International Peace Studies
- International Law and Human Rights
- Natural Resources and Sustainable Development
- International Law and the Settlement of Disputes
- Environment, Development and Peace
- Peace Education
- Gender and Peacebuilding
- Media, Peace and Conflict Studies
- Responsible Management and Sustainable Economic Development
- Urban Governance and Peace

STUDENTS BY COUNTRY, RANKED IN TERMS OF THEIR HUMAN DEVELOPMENT INDEX (HDI)



Human Development Index Rank	Color	Clasificación	Number of Alumni
1-49	■	Countries with an extremely high HDI	973
50-102	■	Countries with a high HDI	243
103-144	■	Countries with a median HDI	203
145-187	■	Countries with a low HDI	266
TOTAL:			1685

ALUMNI CAREERS



YEARS EDUCATING LEADERS
FOR PEACE

 admissions@upeace.org
 (506) 2205-9000
 UniversityforPeace
 UPEACE
 university-for-peace
 UPEACE01